

If you are using a personal computer to register for ParkSmart Rewards, visit the website programs.lazparking.com

Click on the **ENROLL** button on the left hand side of the page

LAZgo
Pay. Park. Easy.

ENROLL | FEATURES | CONTACT

Welcome to LAZ Parking Special Programs

Have a Special Programs Promo code?
Enroll now and SAVE!

You will need to Register for an Account or Sign in with an existing account to enroll in a Special Program.

ENROLL

Already have an account? Sign in to manage My Account

SIGN IN

Want to know more about the great features of LAZ Parking Special Programs?

LEARN MORE

HOW TO REGISTER FOR
PARKSMART REWARDS PROGRAM



After you click **ENROLL**, a new internet window will open with the form below.

Fill in the following fields –

- Email Address
- Password (create a password for your account – must contain at least one uppercase letter, one special character, and one number)
 - Do NOT click SIGN IN button
- Full Name
- Mobile Phone Number

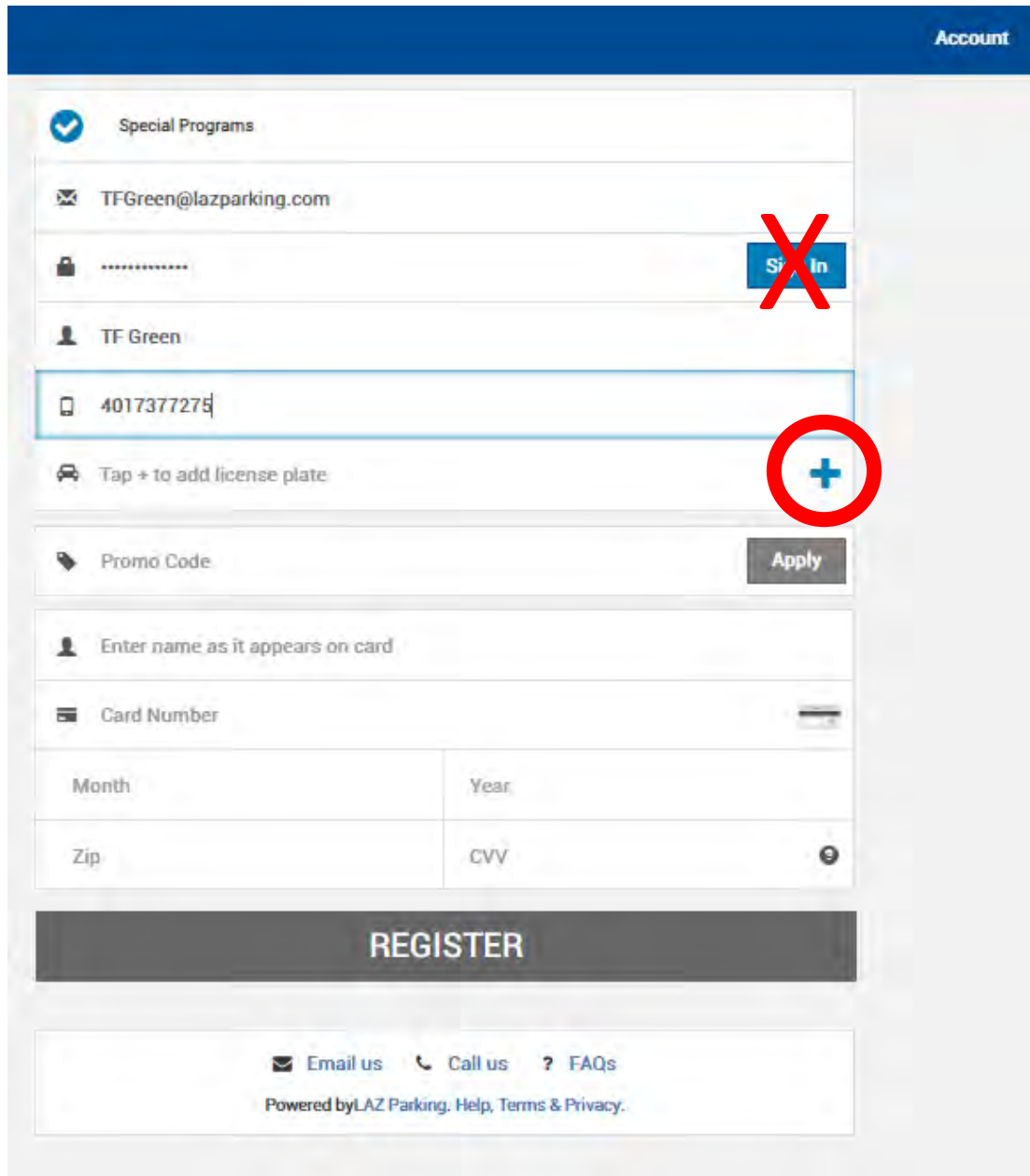
The screenshot shows a registration form for the LAZ FLY program. At the top right, there is a blue bar with the word "Account". Below this, the form is organized into several sections. The first section is "Special Programs" with a checkmark icon. The next section contains input fields for "Email Address", "Password", "Full Name", and "Mobile". To the right of the "Password" field is a blue "Sign In" button, which is crossed out with a large red "X". Below these fields is a "Tap + to add license plate" field with a plus sign icon. The next section is "Promo Code" with an "Apply" button. The final section is for card information, including "Enter name as it appears on card", "Card Number", "Month", "Year", "Zip", and "CVV". At the bottom of the form is a large dark grey button labeled "REGISTER". Below the form, there are links for "Email us", "Call us", and "FAQs", and a footer that says "Powered by LAZ Parking. Help, Terms & Privacy."

HOW TO REGISTER FOR
PARKSMART REWARDS PROGRAM



You will now add your vehicle details.

Click on the + sign



The screenshot shows a registration form for the LAZ FLY program. At the top right, the word "Account" is displayed. The form includes several sections: "Special Programs" with a checkmark icon; an email field containing "TFGreen@lazparking.com"; a password field with a lock icon and a "Sign In" button, which is crossed out with a red "X"; a name field containing "TF Green"; a license plate field containing "4017377275" with a red circle around a "+" icon to its right; a "Tap + to add license plate" instruction; a "Promo Code" field with an "Apply" button; a name field with the instruction "Enter name as it appears on card"; a "Card Number" field with a card icon; and fields for "Month", "Year", "Zip", and "CVV". At the bottom of the form is a large dark grey button labeled "REGISTER". Below the form are links for "Email us", "Call us", and "FAQs", and a footer that reads "Powered by LAZ Parking. Help, Terms & Privacy."

HOW TO REGISTER FOR
PARKSMART REWARDS PROGRAM



After clicking the **+** sign, an **ADD VEHICLE** window will open.

Fill in the following fields –

- [License plate](#)
- [State](#)
- [Vehicle color](#)
- [Vehicle make](#)
- [Vehicle model](#)

Once completed, click blue **ADD VEHICLE** button on bottom of window. This will save your vehicle info and direct you back to the main form to complete filling in.

The screenshot shows the 'Account' page of the LAZ FLY system. A modal window titled 'Add Vehicle' is open, displaying the following information:

- License plate: TFGREEN
- State: Rhode Island
- Vehicle color: BLACK
- Vehicle make: HONDA
- Vehicle model: ACCORD

The 'Add Vehicle' button at the bottom of the modal is circled in red. The background page shows a 'Special Programs' section with a checkmark, an email address (TFGreen@lazparking.com), a password field, a 'Sign In' button, a user name (TF Green), a phone number (4017377275), a 'Tap + to add license plate' prompt with a plus sign, a 'Promo Code' field, an 'Apply' button, and a 'Card Number' field. At the bottom of the page, there are links for 'Email us', 'Call us', and 'FAQs', and a footer that reads 'Powered by LAZ Parking. Help, Terms & Privacy.'

HOW TO REGISTER FOR
PARKSMART REWARDS PROGRAM



In the **PROMO CODE** field, type in **TFGreen2019** and click **APPLY**.

After you apply the promo code, you will notice at the top of the page the program name has changed to **TF GREEN SPECIAL PROGRAM & REWARDS**.

This screenshot shows the registration form with the following fields: Special Programs (checked), Email (TFGreen@lazparking.com), Password (masked), Username (TF Green), Phone (4017377275), Promo Code (TFGREEN), and a new Promo Code field containing 'TFGreen2019' with an 'Apply' button. Below these fields are sections for 'Enter name as it appears on card', 'Card Number', 'Month', 'Year', 'Zip', and 'CVV'. A large red oval highlights the 'TFGreen2019' promo code field and the 'Apply' button. At the bottom, there is a 'REGISTER' button and contact information: 'Email us', 'Call us', and 'FAQs'. A footer note reads 'Powered by LAZ Parking. Help, Terms & Privacy.'

This screenshot shows the registration form after the promo code has been applied. The 'Special Programs' section now displays 'TF Green Special Program & Rewards' with a dropdown arrow. The 'Promo Code' field now shows 'TFGreen2019' with a 'Remove' button. The 'Apply' button is no longer present. The rest of the form, including the 'REGISTER' button and contact information, remains the same. A red arrow points from the 'Apply' button in the first screenshot to the 'TF Green Special Program & Rewards' section in this one.

HOW TO REGISTER FOR
PARKSMART REWARDS PROGRAM



Enter credit card information -

- Full name on card (first and last name)
 - Credit card number
 - Expiration date
 - Billing zip code
 - Security code

The screenshot shows the 'Account' registration page for LAZ FLY. The form includes fields for email (TFGreen@lazparking.com), password, name (TF Green), phone number (4017377275), and a dropdown menu (TFGREEN). Below these is a section for credit card information, which is highlighted with a red box. This section includes the name (TF Green), card number (4444 4444 4444 4444), expiration date (Mar 2023), and security code (02886 123). A green 'REGISTER' button is at the bottom of the form. At the very bottom of the page, there are links for 'Email us', 'Call us', and 'FAQs', and a note 'Powered by LAZ Parking. Help, Terms & Privacy.'

Account

Special Programs

TFGreen@lazparking.com

Sign In

TF Green

4017377275

TFGREEN

TFGreen2019 Apply

TF Green

4444 4444 4444 4444 VISA

Mar 2023

02886 123

By pressing the green button you agree to our [Terms & Conditions](#)

REGISTER

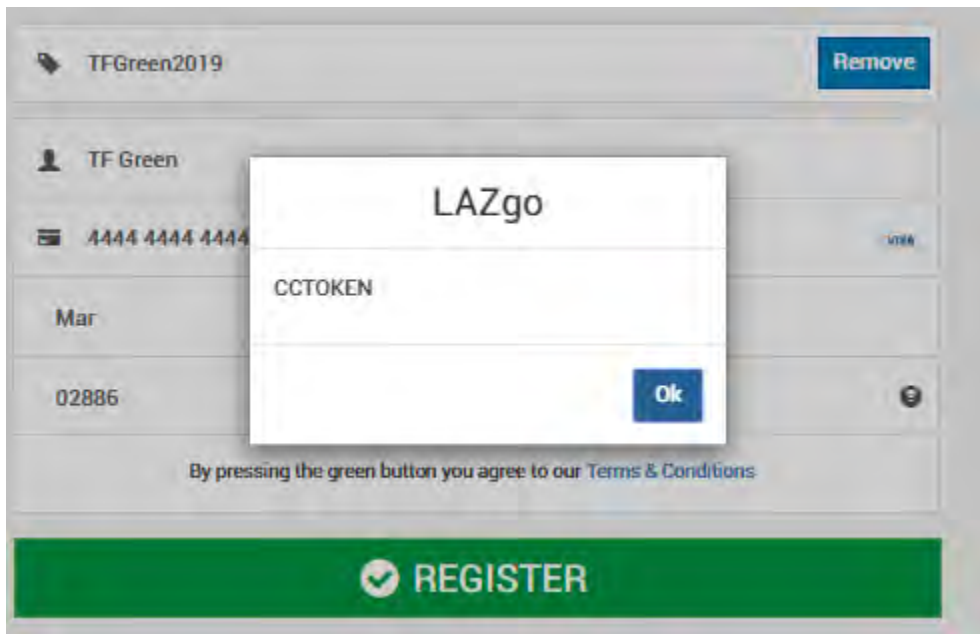
Email us Call us ? FAQs

Powered by LAZ Parking. [Help](#), [Terms & Privacy](#).

HOW TO REGISTER FOR
PARKSMART REWARDS PROGRAM



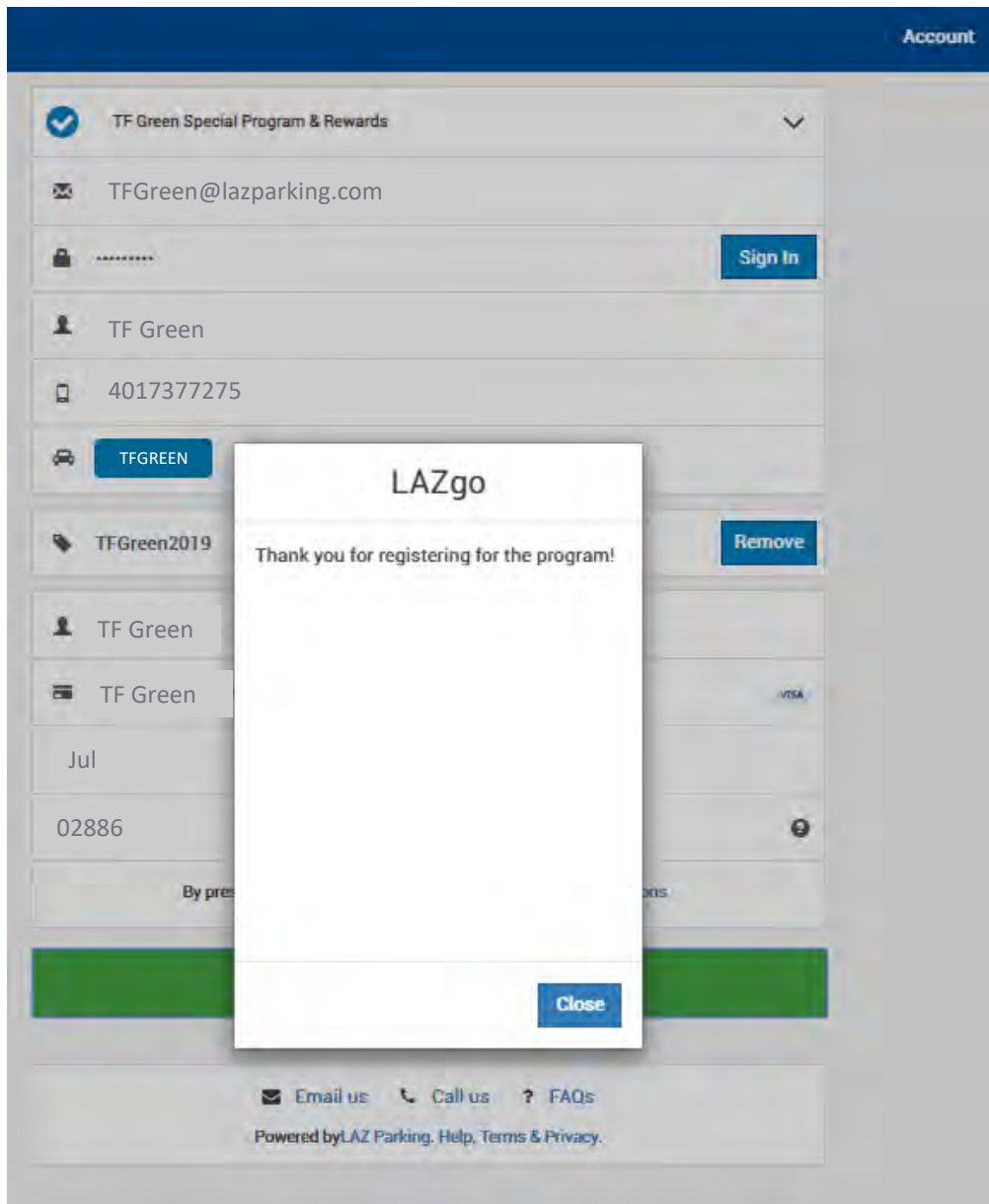
After entering all your credit card information, if you receive the error below, you have entered some of your card information incorrect. Click OK to close the box, and check/verify the credit card information you inputted.



HOW TO REGISTER FOR
PARKSMART REWARDS PROGRAM



After entering all your information, you will receive a confirmation window –
THANKS FOR REGISTERING FOR THE PROGRAM!



HOW TO REGISTER FOR
PARKSMART REWARDS PROGRAM



You will receive a confirmation email, with a confirmation of your username.

Confirmation of New Account created successfully

LAZ Parking <reservations@lazparking.com>

to me

Hello TF Green,

Your Account has been created successfully.

Your UserName : TFGreen@lazparking.com

Thanks and regards

After completing registration,
you will be taken to MY PROGRAMS.

Click VIEW ACCOUNT PASS in the bottom left corner,
and that will open another window with your parking
pass.

The screenshot shows a navigation bar with the following items: Summary, Cards, Vehicles, Transactions, Profile, Special Programs, and Sign Out. Below the navigation bar is the heading "My Programs" and a congratulatory message: "Congratulations! You are signed up for the following Special Programs. You must have an account and use the listed Pass to access these Special Programs. If you do not use the correct Pass, you may be charged regular listed parking rates." Below this message is a table of special programs:

Jun 27	TF Green Airport - Lot E	Thu, June 27, 2019 4:25 PM
Jun 27	TF Green Airport - Lot D	Thu, June 27, 2019 4:25 PM
Jun 27	TF Green Airport - Garage B	Thu, June 27, 2019 4:25 PM
Jun 27	TF Green Airport - Garage A	Thu, June 27, 2019 4:25 PM

At the bottom of the page, there are three buttons: "View Account Pass" (circled in red), "Add Enrollment", and "Rewards".

This QR code is your personalized pass to enter and exit every time at garages A and B, and lots D and E.

By scanning this barcode every time, it will charge you the discounted parking rate and charge your credit card on file.

My Account Pass



Pass Number: CNIM



Need Help?

(855) LAZ-4040 or reservations@lazparking.com

TFGREEN

TF GREEN
HONDA ACCORD - BLACK

The account pass is only used for Special/Registered Parking Programs at this time. This is not a paid parking reservation.

[My Account](#)

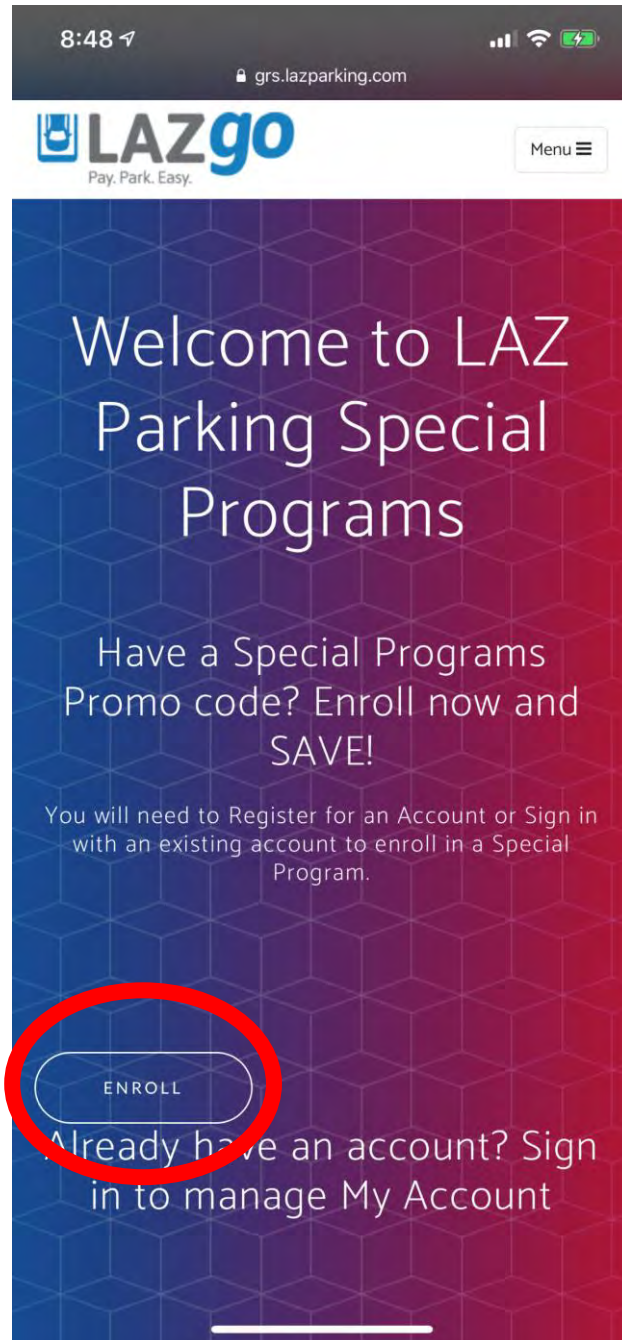
By Using this Service, you agree to our [Terms & Conditions](#)

HOW TO REGISTER FOR PARKSMART REWARDS PROGRAM



If you are using your smartphone internet browser to register for ParkSmart Rewards, visit the website programs.lazparking.com

Click on the **ENROLL** button about halfway down on the page.



HOW TO REGISTER FOR
PARKSMART REWARDS PROGRAM



After you click **ENROLL**, a new internet window will open with the form below.

Fill in the following fields –

- Email Address
- Password (create a password for your account – must contain at least one uppercase letter, one special character, and one number)
 - Do **NOT** click SIGN IN button
- Full Name
- Mobile Phone Number

The screenshot shows a mobile browser interface for the registration page. At the top, the time is 8:48 and the URL is grs.lazparking.com. The form is titled 'Special Programs' and contains several input fields: 'Email Address', 'Password', 'Full Name', 'Mobile', and 'Tap + to add license plate'. Below these are 'Promo Code' and 'Apply' buttons, followed by 'Enter name as it appears on card', 'Card Number', 'Month', 'Year', 'Zip', and 'CVV'. A large red 'X' is drawn over the 'SIGN IN' button, indicating it should not be clicked. At the bottom of the form is a large 'REGISTER' button. The mobile navigation bar at the very bottom shows back, forward, share, and tabs icons.

HOW TO REGISTER FOR
PARKSMART REWARDS PROGRAM



You will now add your vehicle details.

Click on the + sign

8:49

grs.lazparking.com

Special Programs

TFGreen@lazparking.com

..... Sign In

TF Green

4017377275

Tap + to add license plate

Promo Code Apply

Enter name as it appears on card

Card Number

Month Year

Zip CVV

REGISTER

HOW TO REGISTER FOR
PARKSMART REWARDS PROGRAM

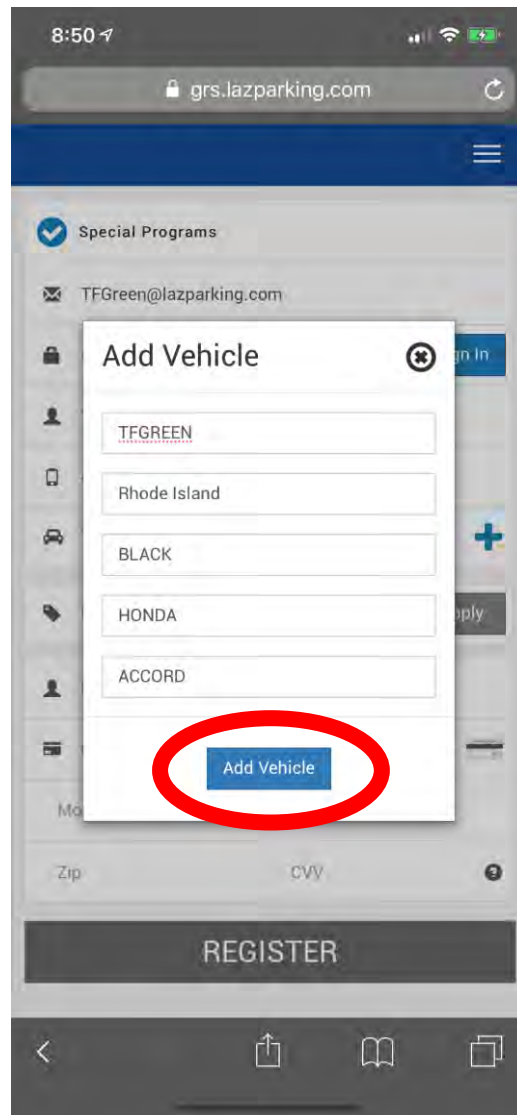


After clicking the **+** sign, an **ADD VEHICLE** window will open.

Fill in the following fields –

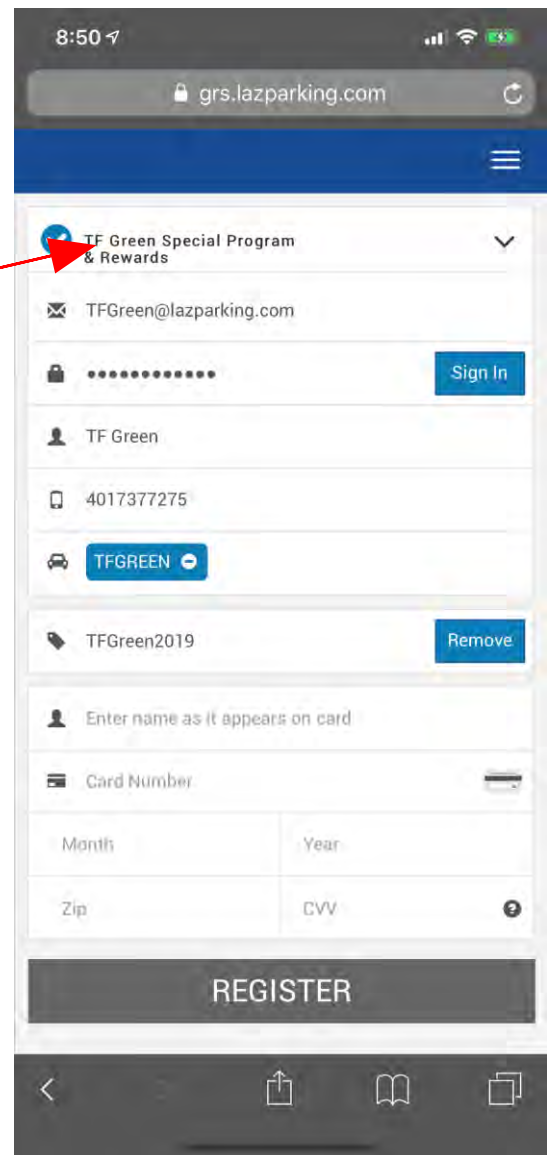
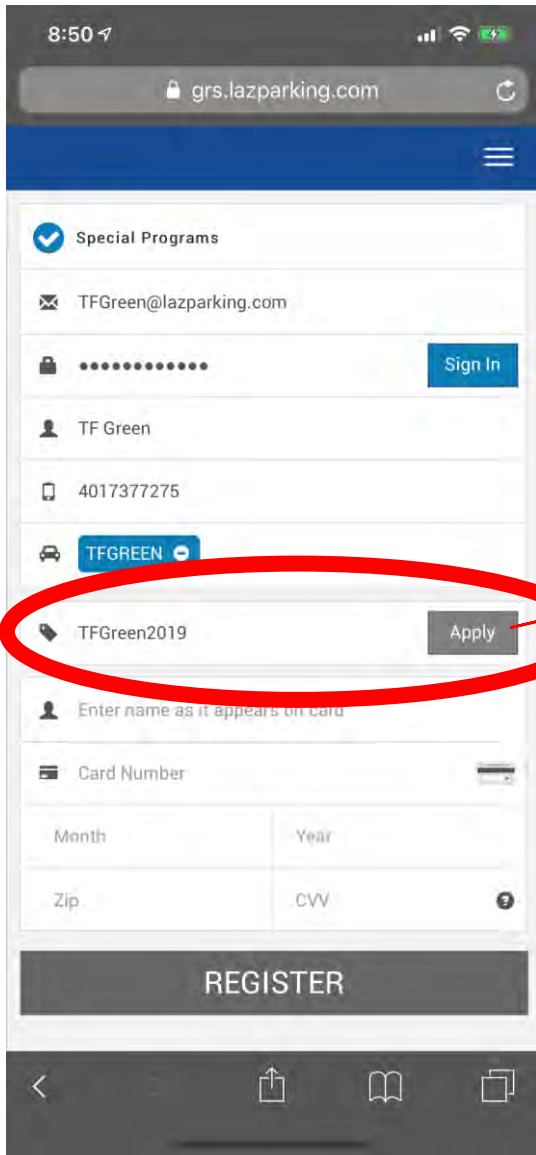
- License plate
- State
- Vehicle color
- Vehicle make
- Vehicle model

Once completed, click blue **ADD VEHICLE** button on bottom of window. This will save your vehicle info and direct you back to the main form to complete filling in.



In the **PROMO CODE** field, type in **TFGreen2019** and click **APPLY**.

After you apply the promo code, you will notice at the top of the page the program name has changed to **TF GREEN SPECIAL PROGRAM & REWARDS**.



HOW TO REGISTER FOR
PARKSMART REWARDS PROGRAM



Enter credit card information -

- Full name on card (first and last name)
 - Credit card number
 - Expiration date
 - Billing zip code
 - Security code

8:51

grs.lazparking.com

TF Green Special Program & Rewards

TFGreen@lazparking.com

Sign In

TF Green

4017377275

TFGREEN

TFGreen2019 Remove

TF Green

4444 4444 4444 4444 VISA

Mar 2023

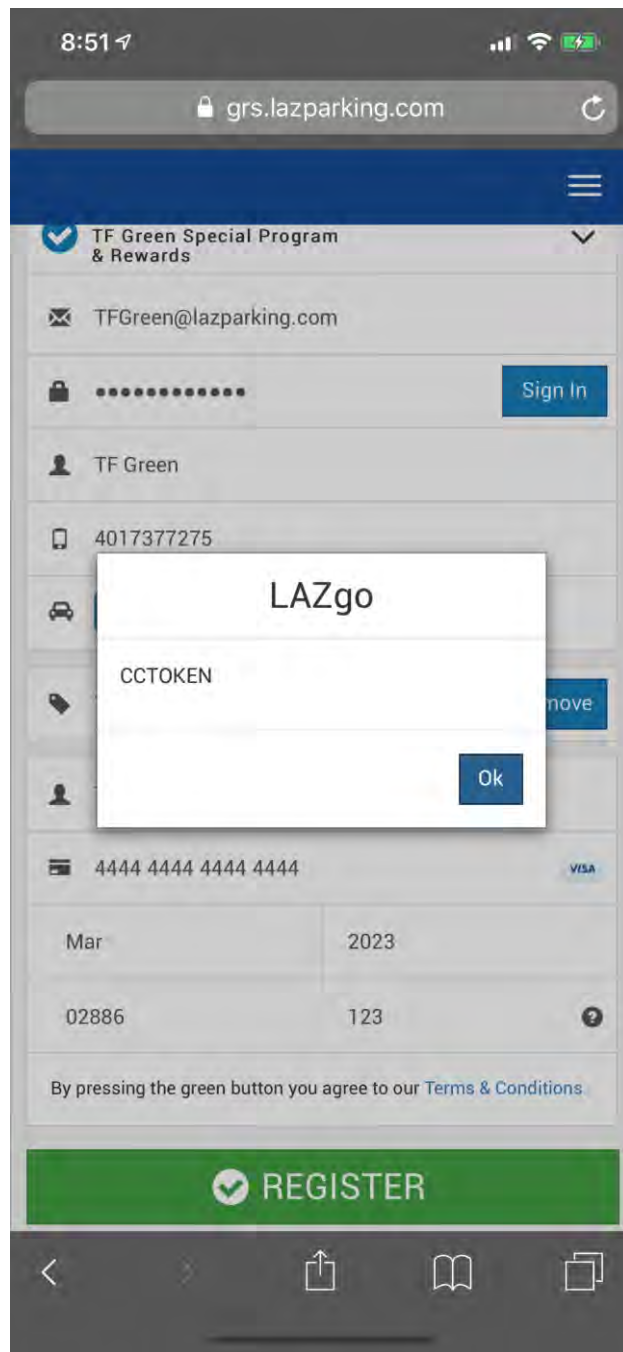
02886 123

REGISTER

HOW TO REGISTER FOR
PARKSMART REWARDS PROGRAM



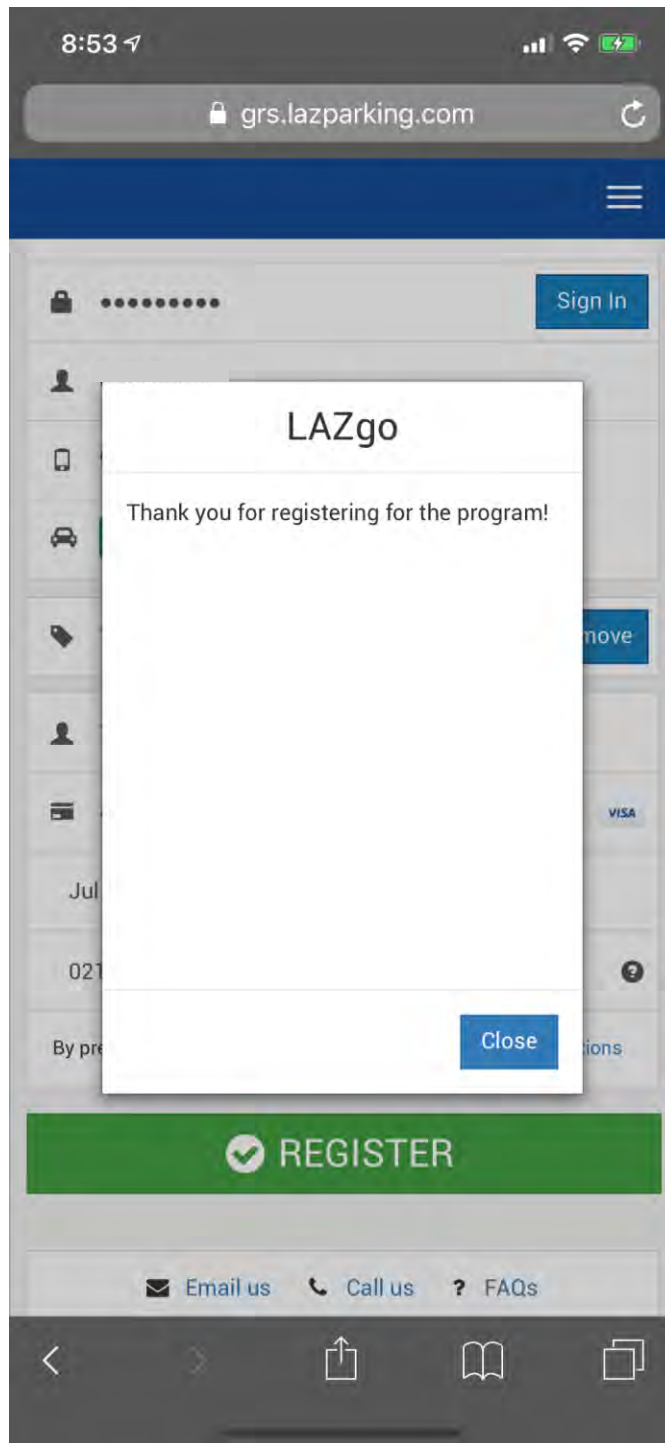
After entering all your credit card information, if you receive the error below, you have entered some of your card information incorrect. Click OK to close the box, and check/verify the credit card information you inputted.



HOW TO REGISTER FOR
PARKSMART REWARDS PROGRAM



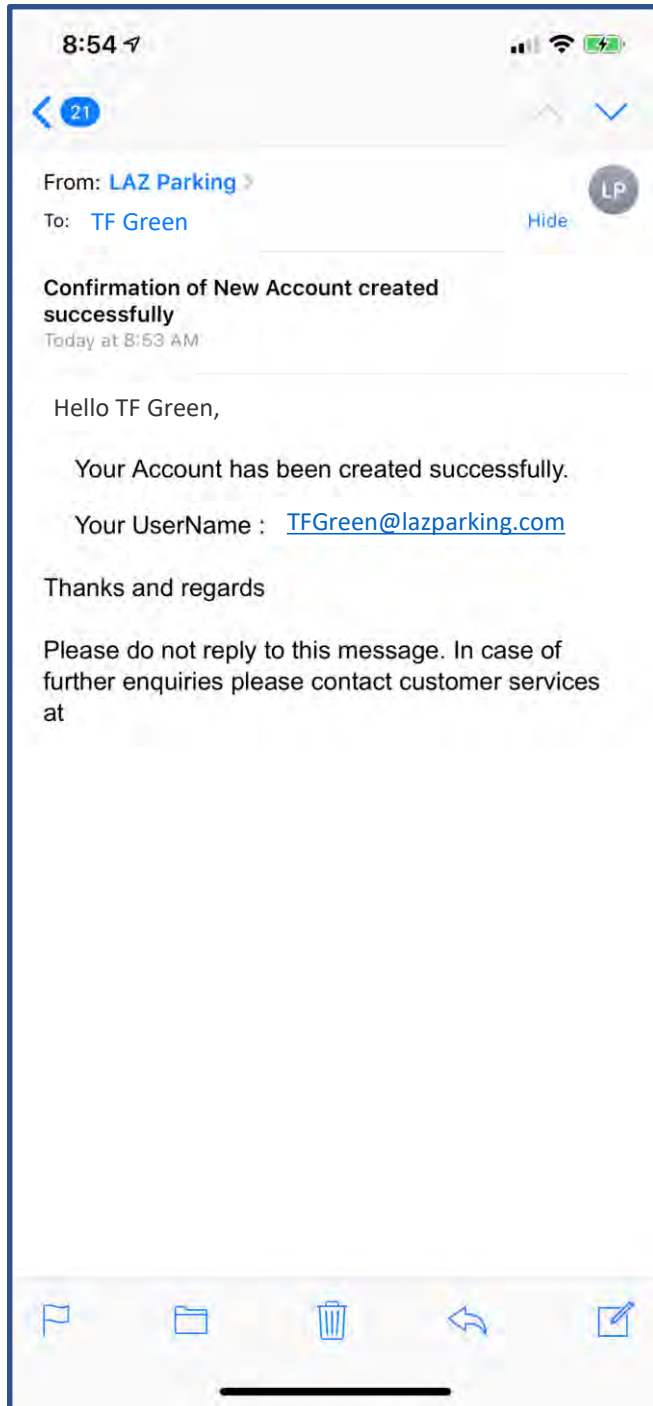
After entering all your information, you will receive a confirmation window –
THANKS FOR REGISTERING FOR THE PROGRAM!



HOW TO REGISTER FOR
PARKSMART REWARDS PROGRAM



You will receive a confirmation email, with a confirmation of your username.

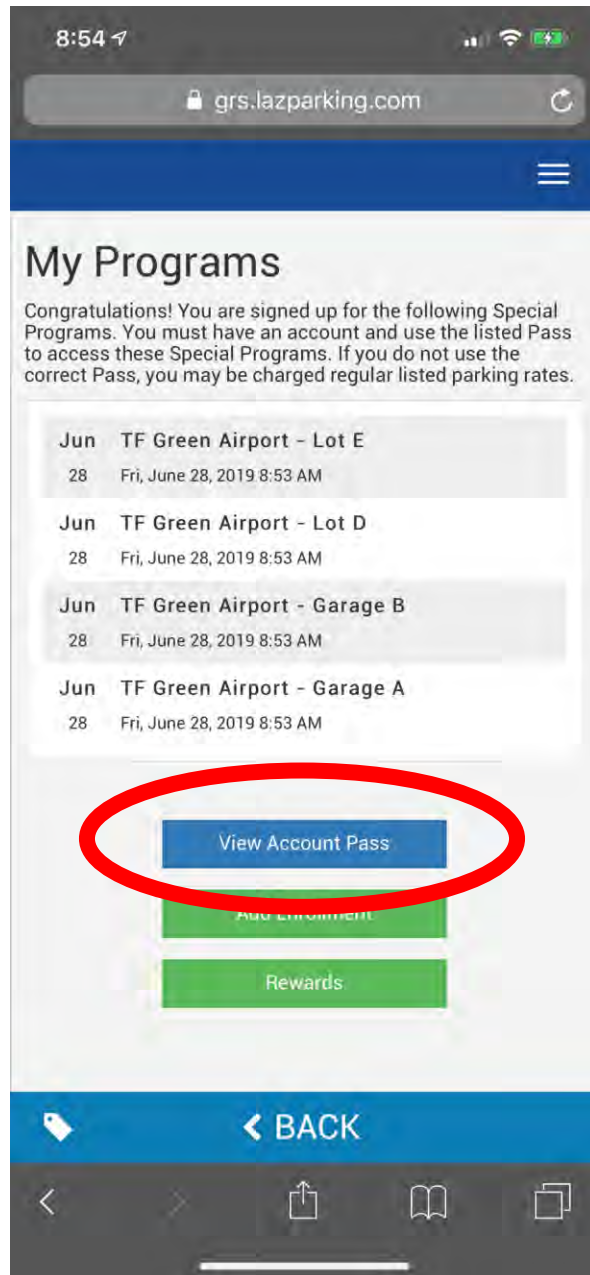


HOW TO REGISTER FOR
PARKSMART REWARDS PROGRAM



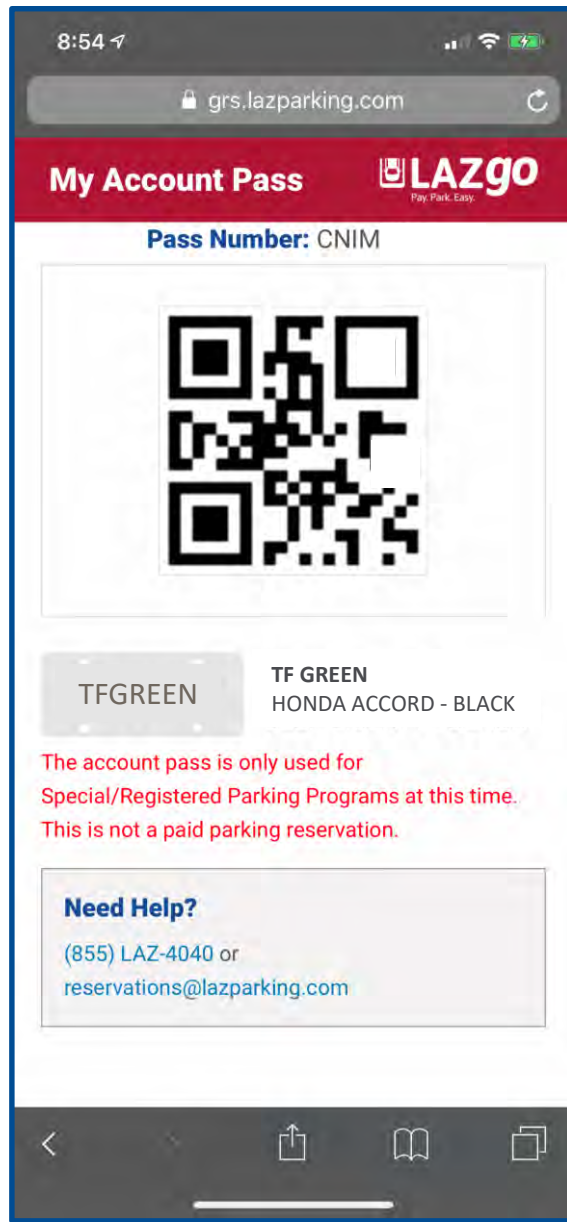
After completing registration,
you will be taken to MY PROGRAMS.

Click VIEW ACCOUNT PASS in the bottom left corner,
and that will open another window with your parking
pass.



This QR code is your personalized pass to enter and exit every time at garages A and B, and lots D and E.

By scanning this barcode every time, it will charge you the discounted parking rate and charge your credit card on file.



HOW TO REGISTER FOR
PARKSMART REWARDS PROGRAM

